

合金銑刀



鎢鋼銑刀



鎖牙式銑刀

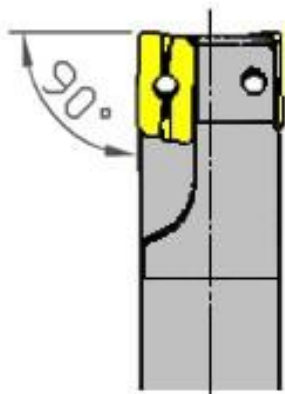



銑刀系列

世界首創，獨家開發！



90°的AP1135刀架



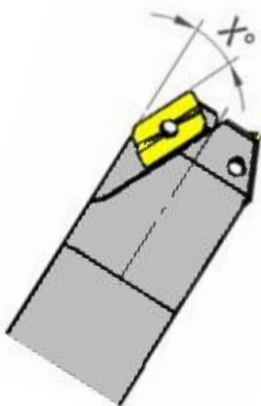
使用習慣刀面2~3mm



開發具有斜度功能的刀架



使用到整個側邊刀刃



1 多種角度可以選擇，讓你選擇最適合的角度。

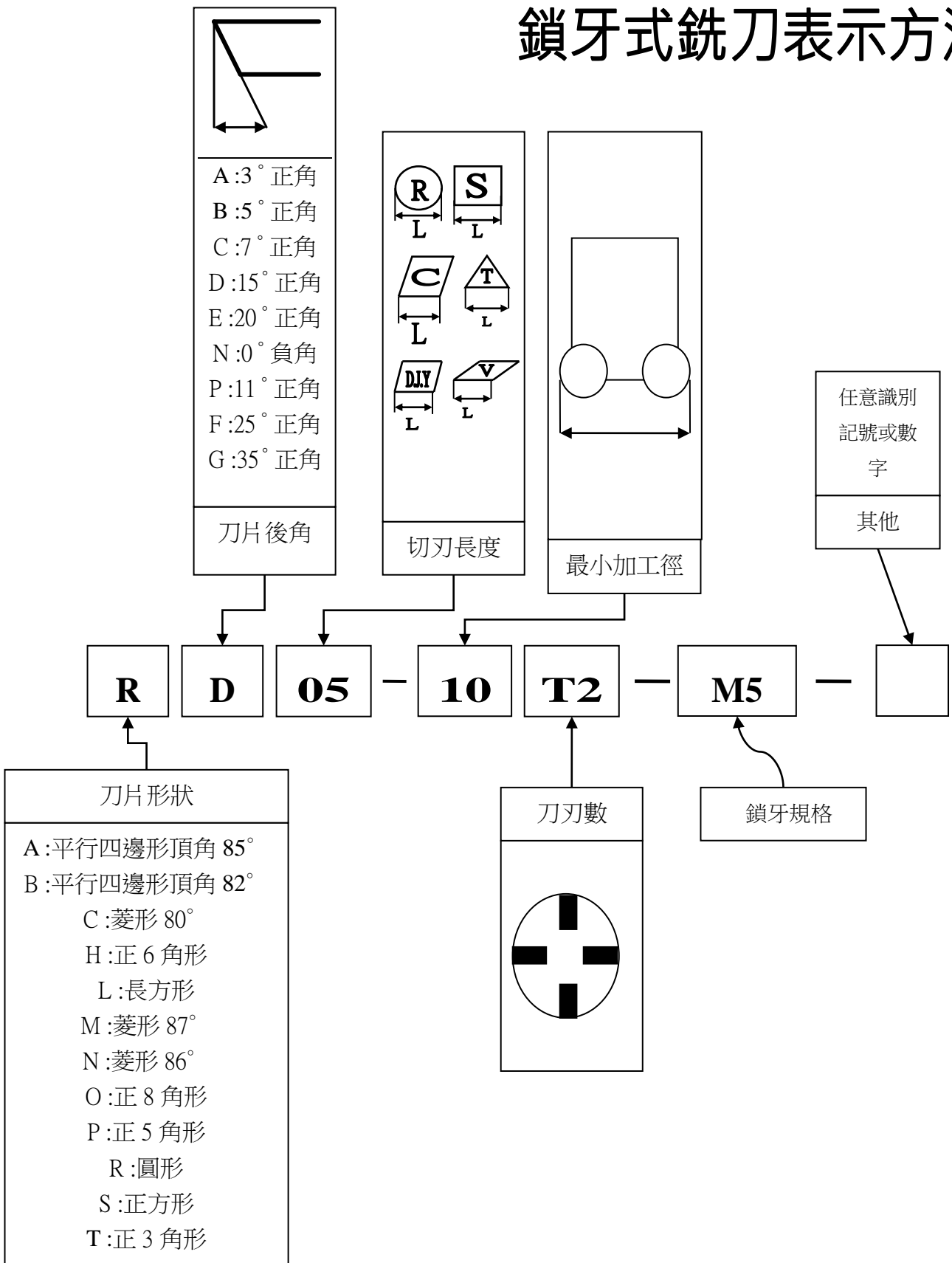


2 不僅可以銑端面，還可以倒角。

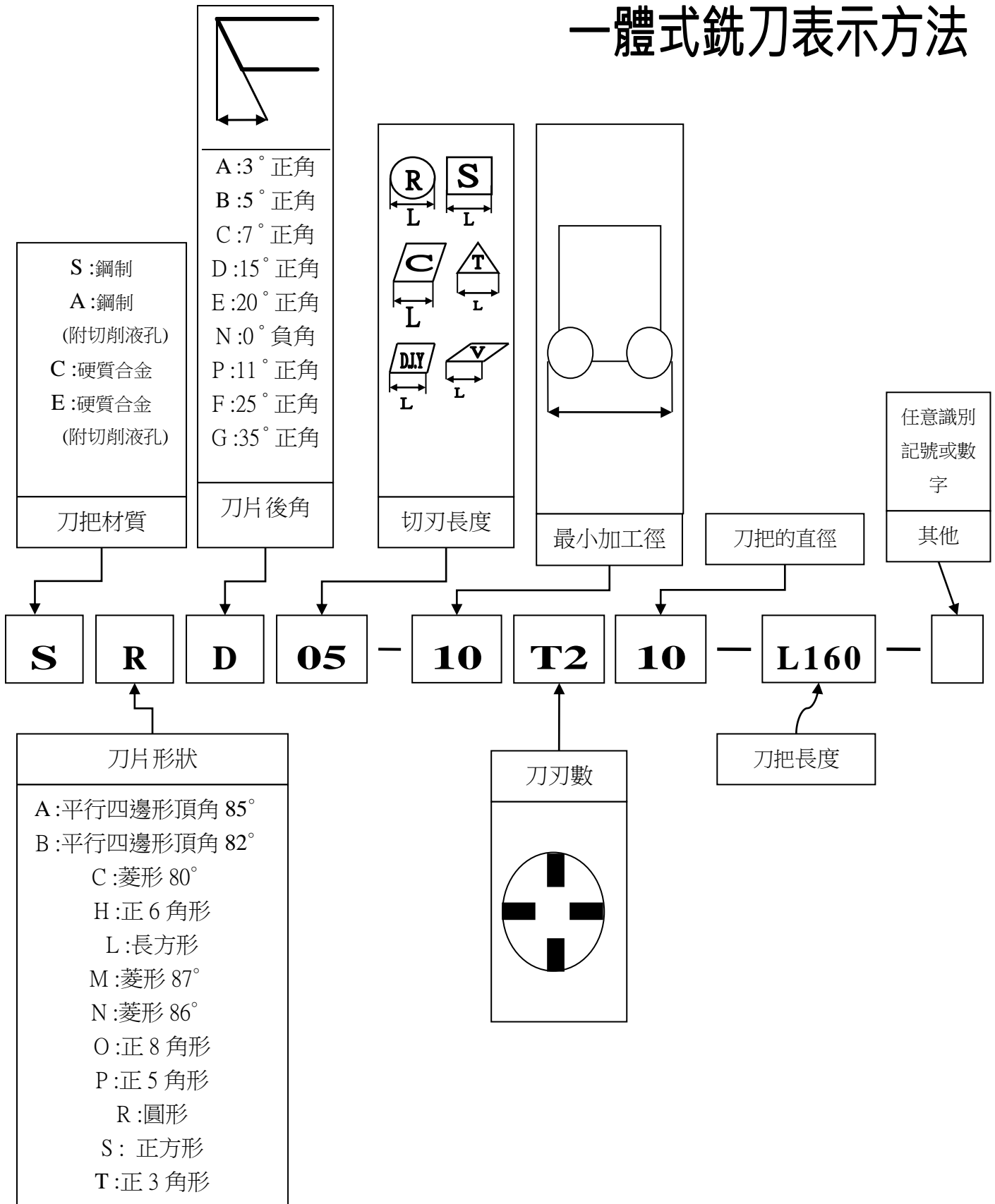


3 增加刀片的使用效益。

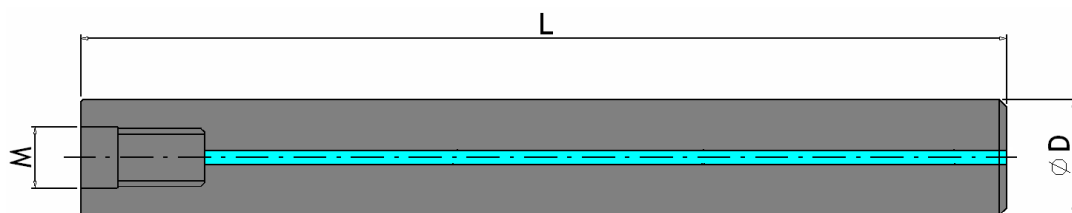
鎖牙式銑刀表示方法



一體式銑刀表示方法



Zy 碳化鎢鋼水孔銑刀桿 Carbide Arbors with coolant



Stock	型號 Model No.	D	L	M	適用刀徑 Suitable
●	HE10-100L-M5	10	100	5	10 11
●	HE10-125L-M5	10	125	5	
●	HE10-150L-M5	10	150	5	
●	HE12-100L-M6	12	100	6	12 13
●	HE12-125L-M6	12	125	6	
●	HE12-150L-M6	12	150	6	
●	HE16-100L-M8	16	100	8	16 17
●	HE16-150L-M8	16	150	8	
●	HE16-200L-M8	16	200	8	
●	HE20-150L-M10	20	150	10	
●	HE20-200L-M10	20	200	10	
●	HE25-150L-M12	25	150	12	25 26
●	HE25-200L-M12	25	200	12	
●	HE25-250L-M12	25	250	12	

●:庫存 In Stock ○:非標準庫存(請確認交貨期) Non-standard Stock

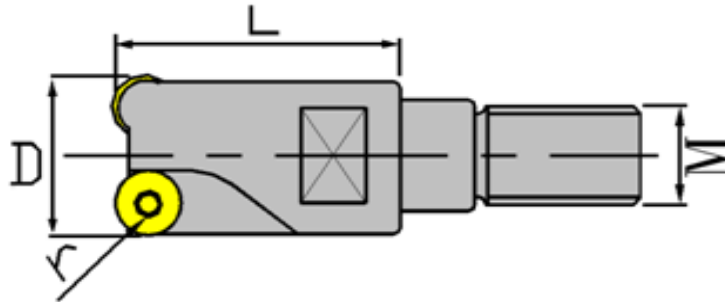
高硬度水孔銑刀桿 High-Hardness Steel Arbors with coolant

Stock	型號 Model No.	D	L	M	適用刀徑 Suitable
●	YE10-60LA2-M5	10	60	5	10 11
●	YE1210-71LA6-M5	12	71	5	12 13
●	YE1612-90LA2-M6	16	90	6	16 17
●	YE1615-100LA2.5-M8	16	100	8	16 17
●	YE2015-120LA2.5-M8	20	120	8	20 21
●	YE20-101LA2.5-M10	20	101	10	20 21
●	YE25-101L-M12	25	101	12	25 26

●:庫存 In Stock ○:非標準庫存(請確認交貨期) Non-standard Stock

Zy 合金鋼鎖牙式銑刀頭系列 End Mill Head

RD 刀片 Insert

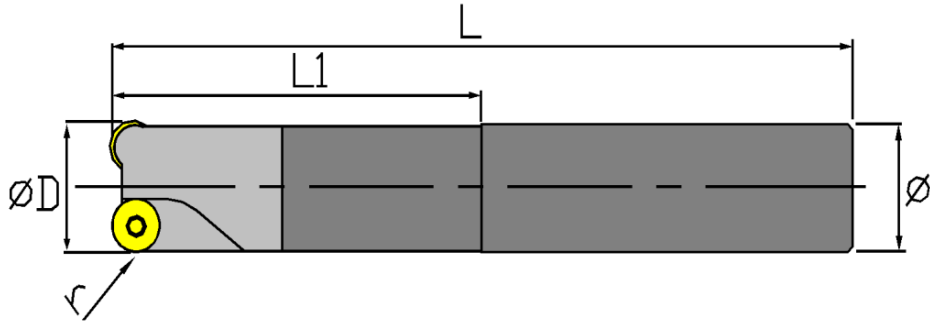


Stock	型號 Model No.	D	L	M	r	刃數 Teeth	壓板 Clamp	螺絲 Screw	板手 Wrench	刀片 Insert
●	RD05-10T2-M5	10	16	5	2.5	2	-	M2.5x6.0x3.6	T6	RD0501
●	RD05-11T2-M5	11	16	5	2.5	2				
●	RD05-12T3-M6	12	18	6	2.5	3				
●	RD05-13T2-M6	13	19	6	2.5	2				
●	RD05-13T3-M6	13	18	6	2.5	3				
●	RD07-17T3-M8	17	20	8	3.5	3	-	M2.5x6.0x3.6	T8	RD0702
●	RD07-20T3-M10	20	25	10	3.5	3				
●	RD07-21T3-M10	21	25	10	3.5	3				
●	RD07-26T4-M12	26	25	12	3.5	4				
○	RD07-26T5-M12	26	25	12	3.5	5				
○	RD10-21T3-M10	21	30	10	5	3	-	M3.5-7.6-5.1-60	T15	RD1003
●	RD10-25T3-M12	25	29	12	5	3				
●	RD10-26T3-M12	26	29	12	5	3				
●	RD10-32T4-M16	32	35	16	5	4				
●	RD10-35T4-M16	35	35	16	5	4				
●	RD10T3-32T3-M16	32	35	16	5	3	YR05	M4.0x8.8-5.4	T15	RD10T3
●	RD10T3-35T3-M16	35	35	16	5	3				
●	RD1204-32T2-M16	32	35	16	16	2	-	M4.0x8.8-5.4	T15	RD1204

●:庫存 In Stock ○:非標準庫存(請確認交貨期) Non-standard Stock

Zy 碳化鎢鋼銑刀 Carbide End Mill

RD 刀片 Insert

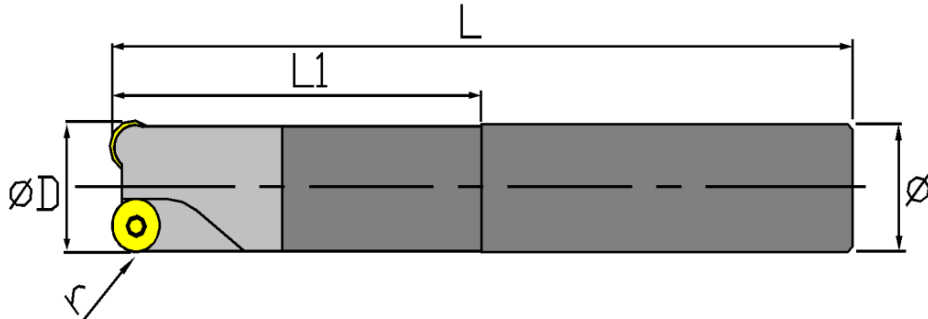


Stock	型號 Model No.	D	d	L	L1	r	刃數 Teeth	螺絲 Screw	扳手 Wrench	刀片 Insert
●	CRD05-10T210-85L	10	10	85	40	2.5	2	M2.5x6.0x3.6	T6	RD0501
○	CRD05-11T210-110L	11	10	110	0	2.5	2			
●	CRD05-12T212-95L	12	12	95	50	2.5	2			
●	CRD05-12T312-95L	12	12	95	50	2.5	3			
●	CRD05-13T312-95L	13	12	95	50	2.5	3			
●	CRD05-13T212-125L	13	12	125	0	2.5	2			
●	CRD05-13T312-125L	13	12	125	0	2.5	3			
○	CRD07-17T216-150L	17	16	150	0	3.5	2	M2.5x6.0x3.6	T8	RD0702
○	CRD07-17T216-200L	17	16	200	0	3.5	2			
○	CRD07-21T320-150L	21	20	150	0	3.5	3			
○	CRD07-21T320-200L	21	20	200	0	3.5	3			
○	CRD07-26T425-150L	26	25	150	0	3.5	4			
○	CRD07-26T425-250L	26	25	250	0	3.5	4			
○	CRD10-21T220-200L	21	20	200	0	5	2	M3.5x7.6x5.1	T15	RD1003
○	CRD10-26T325-250L	26	25	250	0	5	3			

●:庫存 In Stock ○:非標準庫存(請確認交貨期) Non-standard Stock

Zy 碳化合金鋼銑刀 Carbide End Mill

RD 刀片 Insert

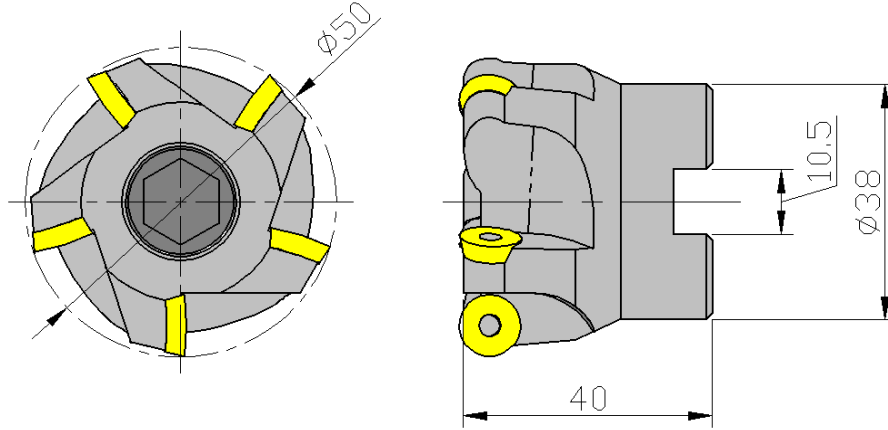



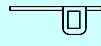
Stock	型號 Model No.	D	d	L	L1	r	刃數 Teeth	螺絲 Screw	板手 Wrench	刀片 Insert
●	SRD05-10T210-80L	10	10	80	0	2.5	2	M2.5x6.0x3.6	T6	RD0501
●	SRD05-11T210-100L	11	10	100	0	2.5	2			
●	SRD05-12T212-80L	12	12	80	0	2.5	2			
●	SRD05-12T312-80L	12	12	80	0	2.5	3			
●	SRD05-13T312-80L	13	12	80	0	2.5	3			
○	SRD05-13T312-100L	13	12	100	0	2.5	3			
○	SRD05-13T312-120L	13	12	120	0	2.5	3			
●	SRD07-16T216-150L	16	16	150	0	3.5	2	M2.5x6.0x3.6	T8	RD0702
●	SRD07-17T216-150L	17	16	150	0	3.5	2			
●	SRD07-20T320-150L	20	20	150	0	3.5	3			
●	SRD07-21T320-150L	21	20	150	0	3.5	3			
●	SRD07-26T425-150L	26	25	150	0	3.5	4			
○	SRD10-21T220-150L	21	20	150	0	5	2	M3.5x7.6x5.1	T15	RD1003
●	SRD10-26T325-150L	26	25	150	0	5	3			

●:庫存 In Stock ○:非標準庫存(請確認交貨期) Non-standard Stock

Zy 合金鋼銑刀盤 Milling Cutter

RD 刀片 Insert

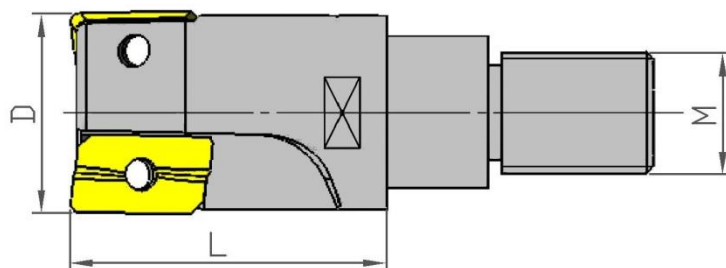


Stock	型號 Model No.	刃數 Teeth	 螺絲 Screw	 板手 Wrench	刀片 Insert
●	RD1003T5-D50-FMA22	5	M3. 5x7. 6x5. 1-60	T15	RD1003

●:庫存 In Stock ○:非標準庫存(請確認交貨期) Non-standard Stock

Zy 合金鋼鎖牙式銑刀頭系列 End Mill Head

AP 刀片 Insert

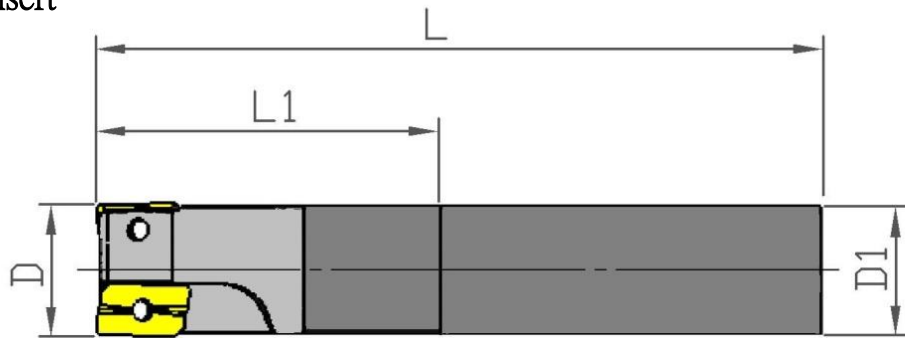


Stock	型號 Model No.	D	L	M	刃數 Teeth	螺絲 Screw	板手 Wrench	刀片 Insert
●	AP1135-16T2-M8	16	16	8	2	M2.5x6.0x3.6	T8	APMT1135
●	AP1135-17T2-M8	17	16	8	2			
●	AP1135-20T3-M10	20	25	10	3			
●	AP1135-21T3-M10	21	25	10	3			
●	AP1135-25T4-M12	25	25	12	4			
●	AP1135-26T4-M12	26	25	12	4			
●	AP1135-32T4-M16	32	35	16	4			
●	AP1135-32T5-M16	32	35	16	5			
●	AP1135-33T5-M16	33	35	16	5			
●	AP1135-35T5-M16	35	35	16	5			
○	AP1604-26T2-M12	26	35	12	2	M4.0x8.8-5.4	T15	APMT1604
●	AP1604-32T2-M16	32	35	16	2			
●	AP1604-32T3-M16	32	35	16	3			
●	AP1604-33T3-M16	33	35	16	3			
●	AP1604-35T3-M16	35	35	16	3			

●:庫存 In Stock ○:非標準庫存(請確認交貨期) Non-standard Stock

Zy 合金鋼銑刀系列 Alloy Steel End Mill

AP 刀片 Insert

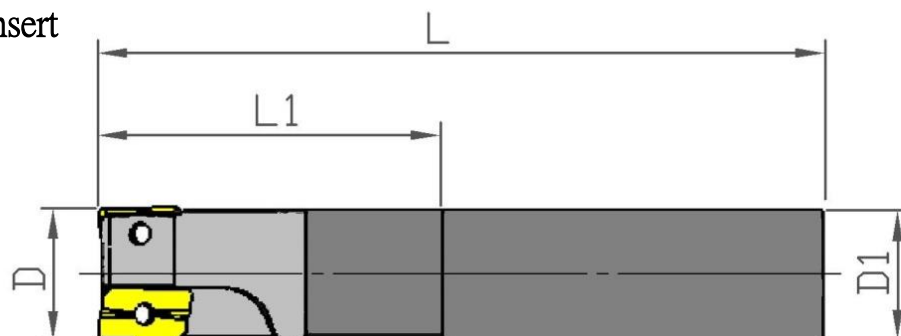


Stock	型號 Model No.	D	D1	L	L1	刃數 Teeth	螺絲 Screw	板手 Wrench	刀片 Insert
●	SAP1135-14T216-150L/25	14	16	150	25	2	M2. 5x6. 0x3. 6	T8	APMT1135
●	SAP1135-16T216-150/28	16	16	150	28	2			
●	SAP1135-17T216-150L	17	16	150	0	2			
●	SAP1135-18T220-150L/28	18	20	150	28	2			
●	SAP1135-20T220-150L/28	20	20	150	28	2			
●	SAP1135-20T220-200L/28	20	20	200	28	2			
●	SAP1135-20T320-150L/28	20	20	150	28	3			
●	SAP1135-20T320-200L/28	20	20	200	28	3			
●	SAP1135-21T220-150L	21	20	150	0	2			
●	SAP1135-21T220-200L	21	20	200	0	2			
●	SAP1135-21T320-150L	21	20	150	0	3			
●	SAP1135-21T320-200L	21	20	200	0	3			
●	SAP1135-25T325-150L/35	25	25	150	35	3			
●	SAP1135-25T325-200L/35	25	25	200	35	3			
●	SAP1135-25T425-150L/35	25	25	150	35	4			
●	SAP1135-25T425-200L/35	25	25	200	35	4			
●	SAP1135-26T325-150L	26	25	150	0	3			
●	SAP1135-26T325-200L	26	25	200	0	3			
●	SAP1135-26T425-150L	26	25	150	0	4			
●	SAP1135-26T425-200L	26	25	200	0	4			
●	SAP1135-32T432-150L/35	32	32	150	35	4			
●	SAP1135-32T432-200L/35	32	32	200	35	4			
●	SAP1135-33T432-150L	33	32	150	0	4			
●	SAP1135-33T432-200L	33	32	200	0	4			

●:庫存 In Stock ○:非標準庫存(請確認交貨期) Non-standard Stock

Zy 合金鋼銑刀系列 Alloy Steel End Mill

AP 刀片 Insert

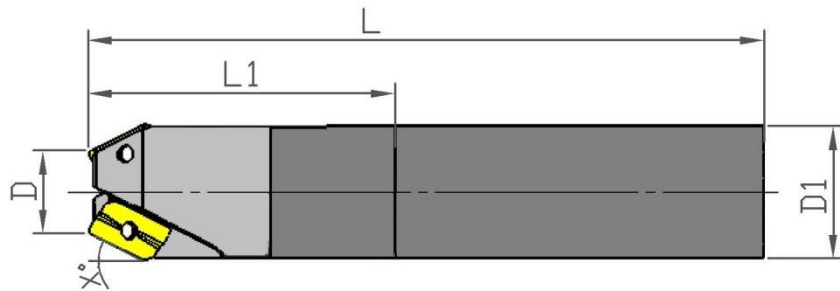


Stock	型號 Model No.	D	D1	L	刃數 Teeth	螺絲 Screw	板手 Wrench	刀片 Insert
●	SAP1604-25T225-150L	25	25	150	2	M2.5x6.0x3.6	T8	APMT1604
●	SAP1604-26T225-150L	26	25	150	2			
●	SAP1135-32T232-150L	32	32	150	2			
●	SAP1135-32T332-150L	32	32	150	3			
●	SAP1135-33T332-150L	33	32	150	3			
●	SAP1135-35T332-200L	35	32	150	3			

●:庫存 In Stock ○:非標準庫存(請確認交貨期) Non-standard Stock

Zy 斜度銑刀系列 Tapered End Mill

AP 刀片 Insert

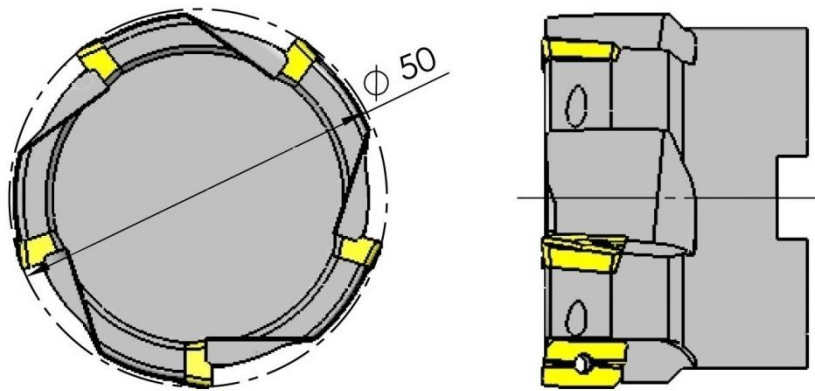



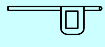
Stock	型號 Model No.	D	D1	L	L1	角度 x° Angle	刃數 Teeth	螺絲 Screw	板手 Wrench	刀片 Insert
●	AP1135-14T220A5	14	20	150	32	5°	2	M2.5x6.0x3.6	T8	APMT1135
●	AP1135-14T220A15	14	20	150	32	15°	2			
●	AP1135-14T220A30	14	20	150	32	30°	2			
●	AP1135-14T220A45	14	20	150	32	45°	2			
●	AP1135-14T220A60	14	20	150	32	60°	2			

●:庫存 In Stock ○:非標準庫存(請確認交貨期) Non-standard Stock

Zy 合金鋼銑刀盤 Milling Cutter

AP 刀片 Insert

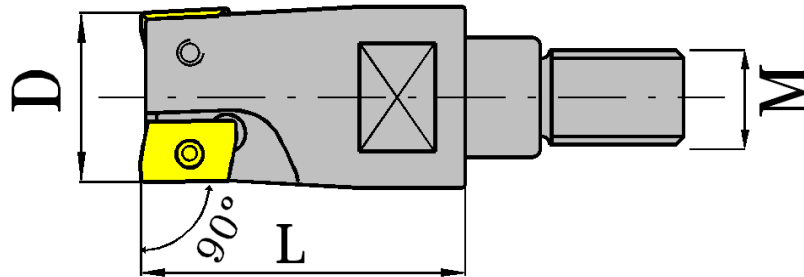


Stock	型號 Model No.	刃數 Teeth	 螺絲 Screw	 板手 Wrench	刀片 Insert
●	APMT1103T5-D50-FMA22	5	M2.5x6.0x3.6	T8	APMT1135

●:庫存 In Stock ○:非標準庫存(請確認交貨期) Non-standard Stock

Zy 合金鋼鎖牙式銑刀頭系列 End Mill Head

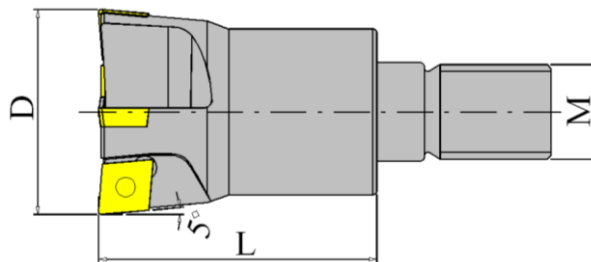
AX 刀片 Insert



Stock	型號 Model No.	D	L	M	刃數 Teeth	螺絲 Screw	扳手 Wrench	刀片 Insert
○	90AX06-11T2-M5	11	18	5	2	M1.8x4.0x2.5-54	T6	AXMT06
●	90AX06-12T3-M6	12	18	6	3			
●	90AX06-13T3-M6	13	18	6	3			
○	90AX06-17T4-M8	17	23	8	4			
○	90AX06-21T4-M10	21	30	10	4			
○	90AX09-17T2-M8	17	23	8	2	M2.5x6.0x3.6	T8	AXMT09
○	90AX09-21T3-M10	21	30	10	3			

●:庫存 In Stock ○:非標準庫存(請確認交貨期) Non-standard Stock

CC 刀片 Insert

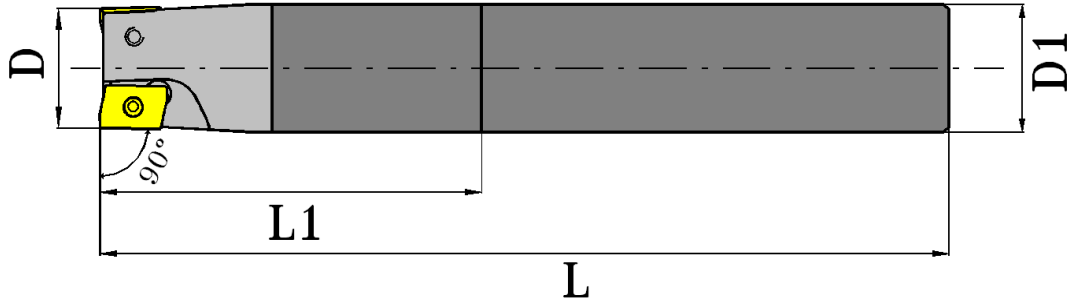


Stock	型號 Model No.	D	L	M	刃數 Teeth	螺絲 Screw	扳手 Wrench	刀片 Insert
○	CC06-21T3-M10	21	31	10	3	M2.5-6.0-3.5-60	T8	CCMT0602
●	CC06-26T4-M12	26	35	12	4			

●:庫存 In Stock ○:非標準庫存(請確認交貨期) Non-standard Stock

Zy 碳化鎢鋼銑刀 Carbide End Mill

AX 刀片 Insert



Stock	型號 Model No.	D	D1	L	刃數 Teeth	螺絲 Screw	板手 Wrench	刀片 Insert
●	CAX06-10T210-80L	10	10	85	2	M1. 8x4. 0x2. 5-54	T6	AXMT0602
○	CAX06-12T212-95L	12	12	95	2			
○	CAX06-12T312-95L	12	12	95	3			

●:庫存 In Stock ○:非標準庫存(請確認交貨期) Non-standard Stock

合金鋼銑刀系列 Alloy Steel End Mill

Stock	型號 Model No.	D	D1	L	刃數 Teeth	螺絲 Screw	板手 Wrench	刀片 Insert
●	SAX06-10T210-80L	10	10	80	2	M1. 8x4. 0x2. 5-54	T6	AXMT0602
○	SAX06-12T212-80L	12	12	90	2			
●	SAX06-12T312-80L	12	12	80	3			

●:庫存 In Stock ○:非標準庫存(請確認交貨期) Non-standard Stock